



2023.06.30

Ticker Symbol: 9917



Disclaimer

- The contents of this presentation have been prepared in accordance with the reviewed financial statements, and the financial statements have been prepared in accordance with IFRS, and the complete contents and data are based on the financial statements.
- The actual results of operations, financial conditions and statements of cash flow of the Company in the future may differ from the forecasted information. This may be due to a variety of known or unknown risks or uncertainties.
- Except as required by law, the Company is not obligated to proactively update the presentation of its future outlook in response to the generation of new information or the occurrence of future events.



AGENDA

Agenda

- 01 Welcome Remarks
- 02 Financial Results
- 03 Business Outlook
- 04 Q&A



集團簡介



Established in
1977



Listed on TWSE in
1993
TICKER: **9917**



Total Revenue
more than
NT\$15.3B
On 2022



Over **30** Affiliated
Companies across
the Group



Over **9,000**
Employees
across the Group



Market Value
NT\$47.6B
(31 May 23)



Served more than
680,000
Customers



中保科技集團
TAIWAN SECOM GROUP

Development Timeline

- 1977 Established Taiwan SECOM
- 1981 Started Security Guards Services
- 1983 Started Cash-in Transit Services
- 1990 Computerization of Control Operations
- 1992 Launch of Home Security Systems





中保科技集團
TAIWAN SECOM GROUP

TAIWAN SECOM GROUP

Smart Business



Taiwan Secom



SIGMU D.P.T.



門禁考勤



中興保全智慧宅管



中興保全智慧宅管



A-GPS Location Assistance Services



智慧商管



BaoHwa Trust

Smart Cities / Smart Building



Ching-Dian Tech



Taiwan Secom Insurance Brokerage



eSkylink Inc.



Aion Technologies Inc.



Goldsun Express & Logistics

Goldsun Express



Goldsun Building Materials



Raixin Co., Ltd.



Sunseap Solutions



Leebao Security

Titan-Star International



Kuohsing Security



Goyun Security



Gowin Security



Gowin Building



Gowin Smart Parking



SIGMU D.P.T.



Brighton Technology and Engineering
Bao-Hong Technology Co., Ltd.

Smart Home / Smart Personal



Secom My Vita



Living Plus



Transasia Catering



LUTRON



Lee Way



Golden Harvest

Drama Entertainment



Chung Hsing E-Guard

My VITA



Lots Home

G.Life



Tai-Shun Shi Ye



Lin Teng Cultural and Educational Foundation



Taiwan Secom Social Welfare Foundation



Taiwan Secom Cultural and Educational Foundation





Service Capacities

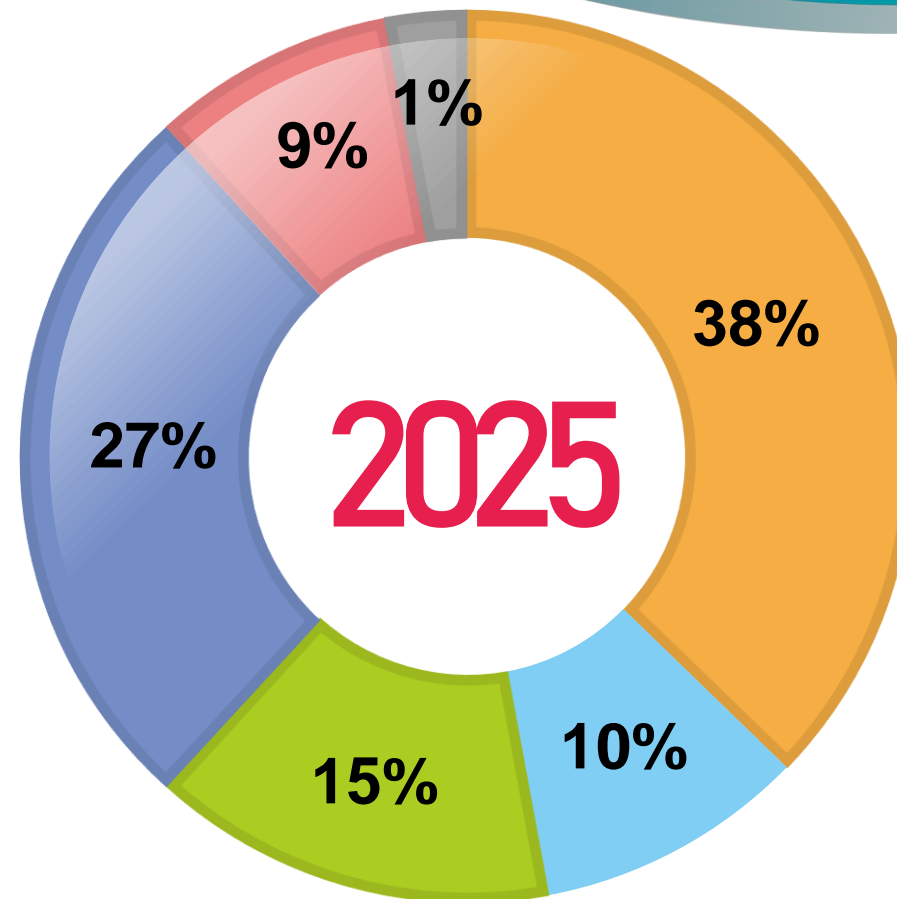
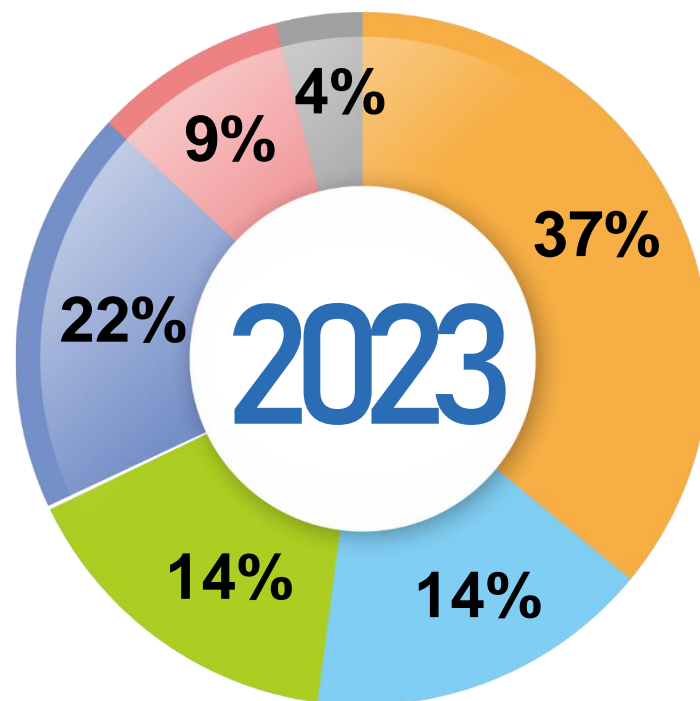
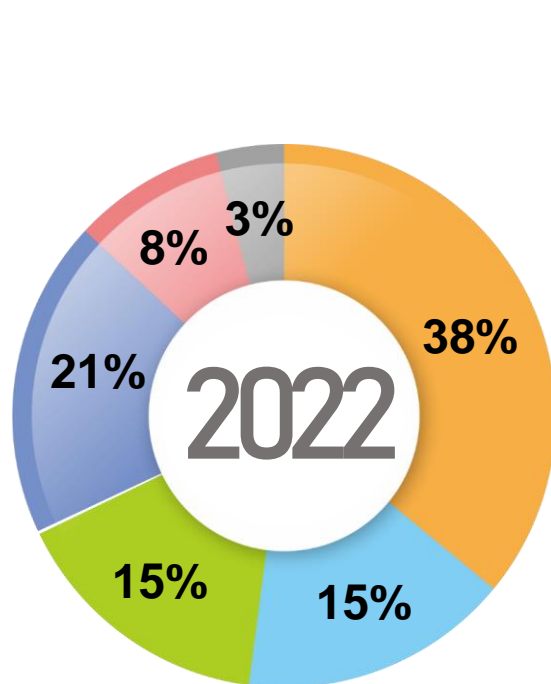
Number of Served Customers more than 680,000 all over the Group



Focus Areas	Service Entities	Customers
Business Security	Taiwan SECOM Leebao Security Gowin Building Management Kuohsing & Goyun Security Goldsun Express & Logistics	240,000
Residential Security	Taiwan SECOM G.Life of Epic Technology Transasia Catering Services Living Plus Food & Beverage Golden Harvest Food	190,000
AI Smart Cities	Taiwan SECOM Gowin Smart Parking Lee Way AED & Healthcare Brightron Mechatronics, Fire Protection, Disaster Prevention	250,000



Revenue Distribution





Revenue Trend of Smart City

Unit: NT\$ M/%

Proportion of
Smart City

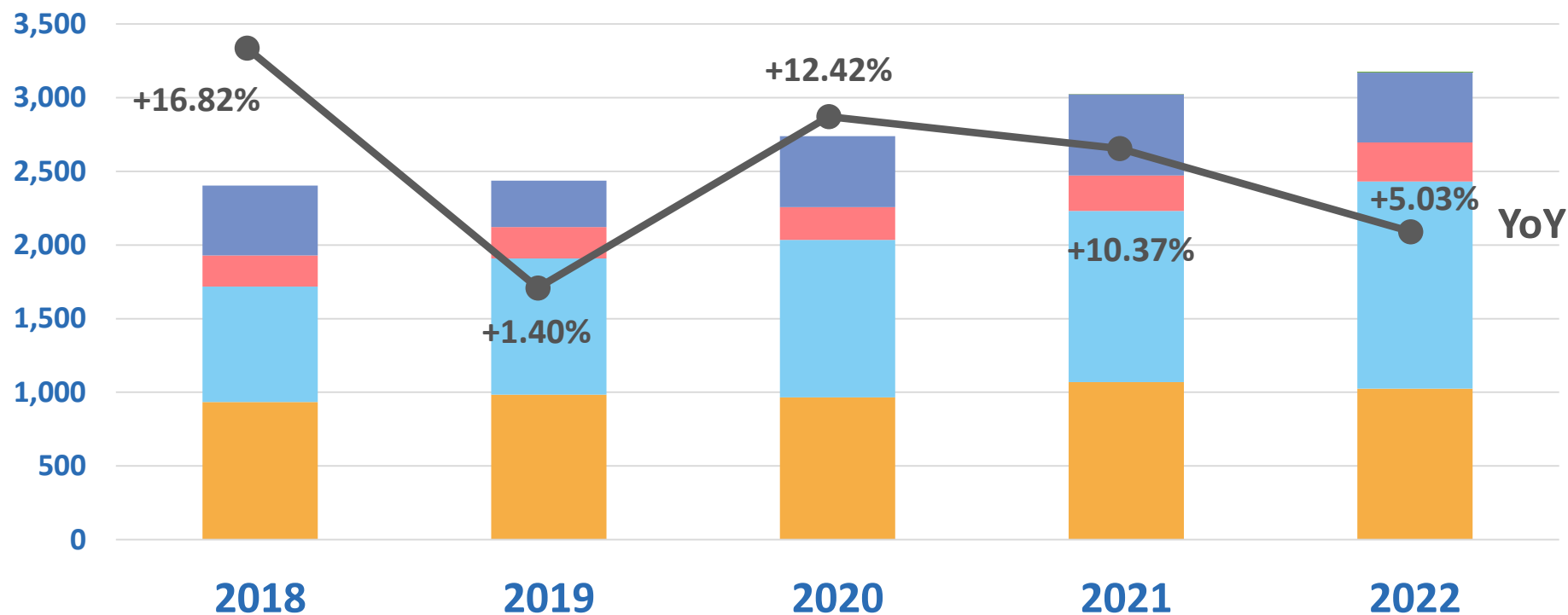
18%

18%

20%

21%

21%



Smart
System



Smart
Parking



Healthcare



Electrical and Mechanical
Engineering, Fire Systems



Other



Q1 2023 Financial Results

- Financial Statements
- Key Financial Indicators
- Dividend Policy



Consolidated Income Statements

Unit: NT\$ M

	1Q23	4Q22	1Q22	QoQ	YoY
Revenue	4,067	4,021	3,740	+1.16%	+8.76%
Gross Profit	1,347	1,357	1,215	-0.72%	+10.93%
Gross Margin	33.13%	33.75%	32.48%	-0.62ppts	+0.65ppts
Operating Expenses	671	687	636	-2.33%	+5.55%
Operating Expenses Rate	16.50%	17.09%	17.00%	-0.59ppts	-0.50ppts
Operating Profit	676	670	579	+0.93%	+16.85%
Operating Margin	16.63%	16.67%	15.48%	-0.04ppts	+1.15ppts
Net Profit	613	692	707	-11.44%	-13.37%
Net Profit Margin	15.07%	17.21%	18.92%	-2.14ppts	-3.85ppts
EPS (NT\$ Dollar)	1.37	1.55	1.59	-11.61%	-13.84%



Consolidated Balance Sheets

Unit: NT\$ M

	2023 03.31	%	2022 12.31	%	2022 03.31	%	QoQ	YoY
Cash and Cash Equivalents	5,994	22%	5,153	20%	5,022	20%	+16%	+19%
Investments accounted for using equity method	4,393	16%	4,230	16%	4,490	18%	+4%	-2%
Property, Plant and Equipment	8,796	33%	8,825	34%	7,515	30%	+0%	+17%
Total Assets	26,967		25,903		24,778		+4%	+9%
Long-term & Short-term Loans	4,870	18%	5,013	19%	4,904	20%	-3%	-1%
Capital	4,512	17%	4,512	17%	4,512	18%	+0%	+0%
Total Liabilities	13,739	51%	13,374	52%	11,928	48%	+3%	+15%
Total Equity	12,229	49%	12,529	48%	12,849	52%	+6%	+3%



Consolidated Statements of Cash Flows

Unit: NT\$ M

項目	1Q23	4Q22	1Q22
Beginning Balance	5,153	4,243	4,665
Cash from operating activities	1,347	1,578	(1)
Capital expenditures	(232)	(345)	(231)
Short-term loans	1,469	(20)	1,101
Long-term loans	(1,612)	(304)	(2)
Investments and others	(132)	1	(511)
Ending Balance	5,993	5,153	5,022
Free Cash Flow	1,115	1,233	(232)

*Free Cash low=Cash from operating activities-Capital expenditures

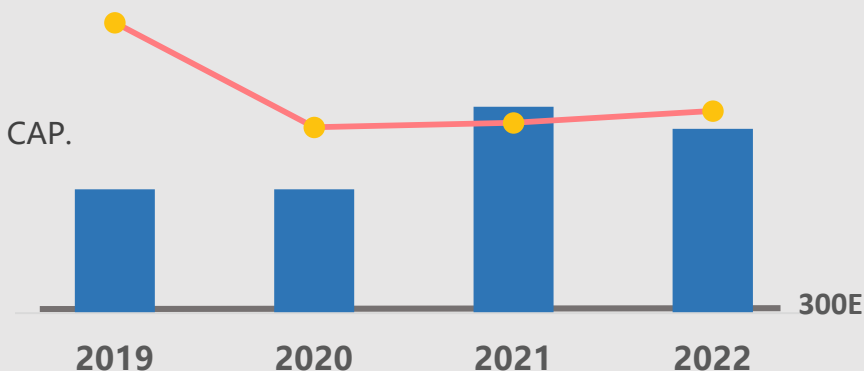


Key Financial Indicators

Market CAP.

550E

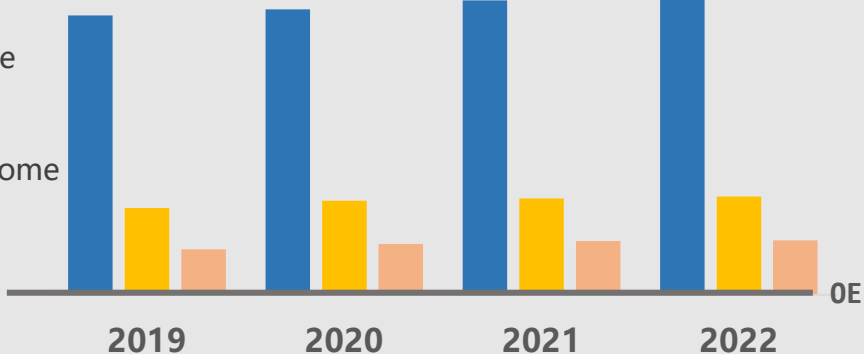
● EV
■ Market CAP.



Income

142E

■ Revenue
■ EBITDA
■ Net Income



Cash Flow

35E

0

-14E

2019

2020

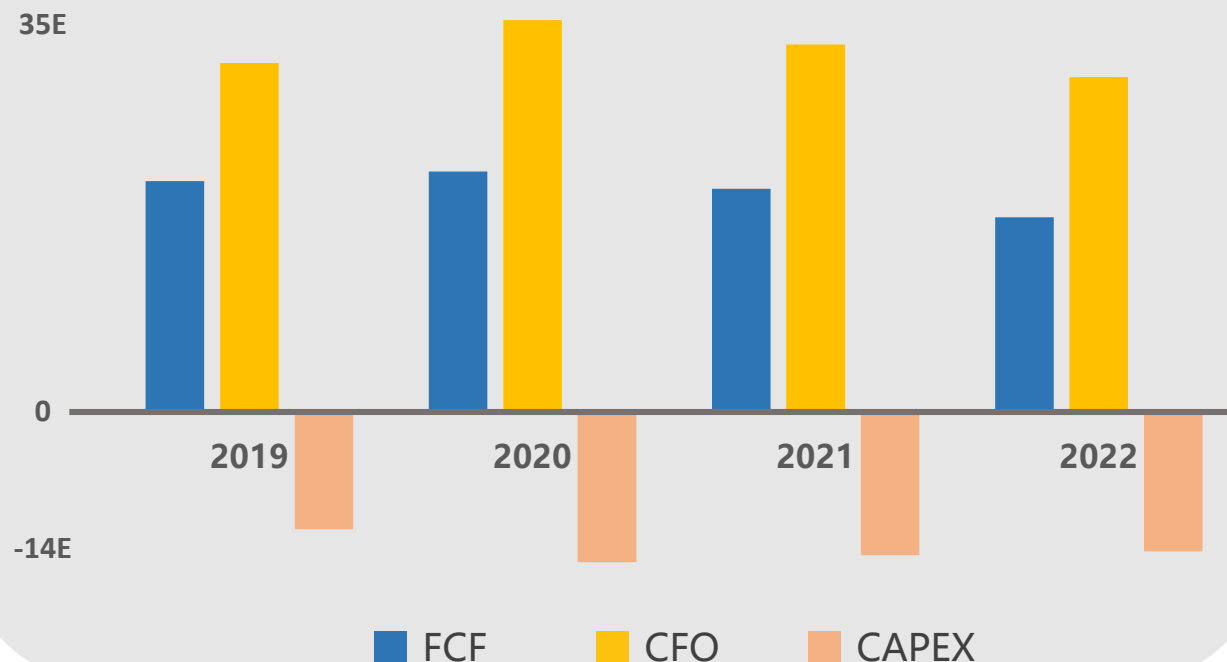
2021

2022

■ FCF

■ CFO

■ CAPEX



ROA

10.5%

ROE

21.2%

Gross M%

33%

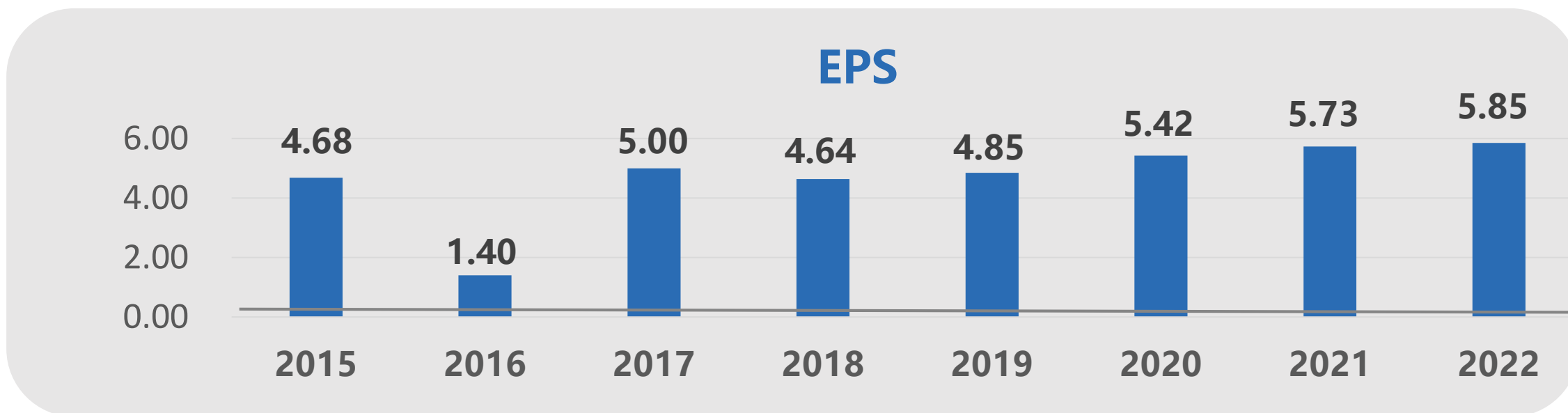
Opting M%

16%



High Dividend Payout Ratio

Year	2015	2016	2017	2018	2019	2020	2021	2022
Cash	4.0	4.0	3.5	4.0	4.0	5.0	5.0	5.0
Yield (%)	4.4	4.4	3.9	4.5	4.6	5.8	5.3	4.9
Pay Out Ratio (%)	85.5	285.7	70	86.2	82.5	92.3	87.2	85.5





Business Outlook

Smart
Security

Smart
Life

Smart
Business

Technology
and
Life

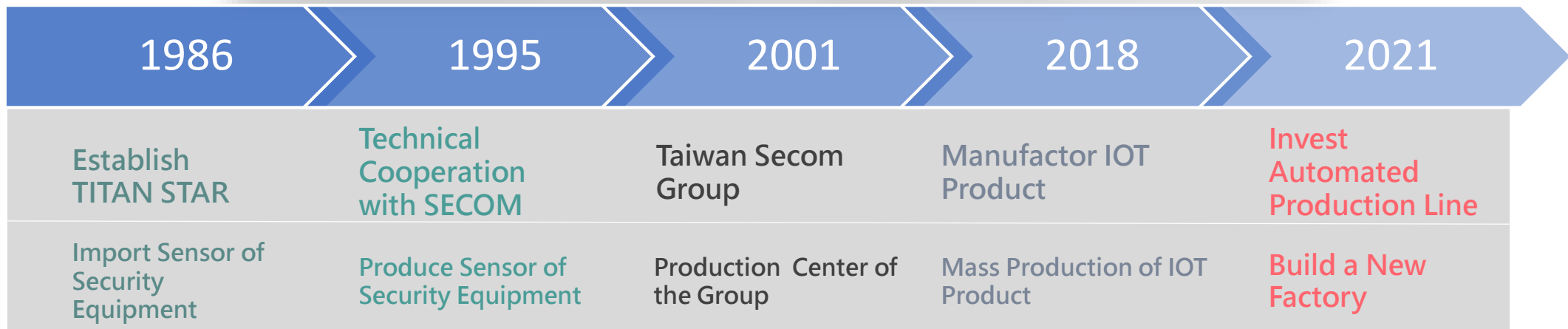

Smart
City





中保科技集團
TAIWAN SECOT GROUP

Smart Security





TITAN STAR

Automated Production Line

Original Equipment Manufacturer (OEM)

Synchronization of New Product Trends





中保科技集團
TAIWAN SECOM GROUP

Smart Life



樓下我守護




樓上交給我



Smart Business - Fintech

Fintech



Self-Service
Bank



Smart Transportation - Automatic Railway Protect System



Award Winning on 2023 Innovative Application Smart Traffic

Track Protect System

Intrusion Warning, Broadcast Eviction, and Statistical Analysis.

People Flow Analysis

Detect the number of passengers for adjusting train schedules and passenger attendance analysis.

Animal Incursion Analysis

When animals stray into the track, the system will use sonic waves to evict, and give warning to the train .

Water Level of Railway Analysis

Real-time detection of water level, and warning.

Smart Notice Board

Set up interactive boards to provide relevant information.

Information Organization Center

Centralized information management, and collect data.



Smart Transportation - Smart Parking

Intelligent
Parking Bollard

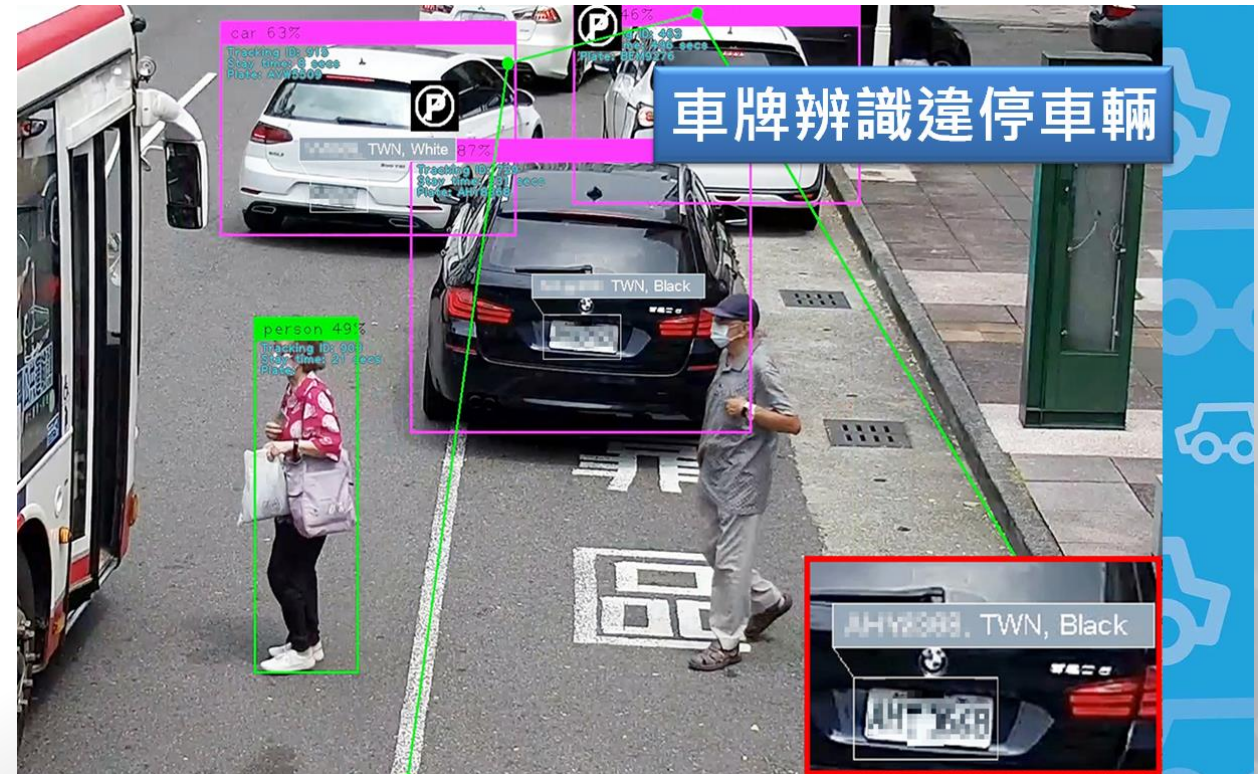


國雲停車

Paperless
Parking Bill



Traffic
enforcement
camera

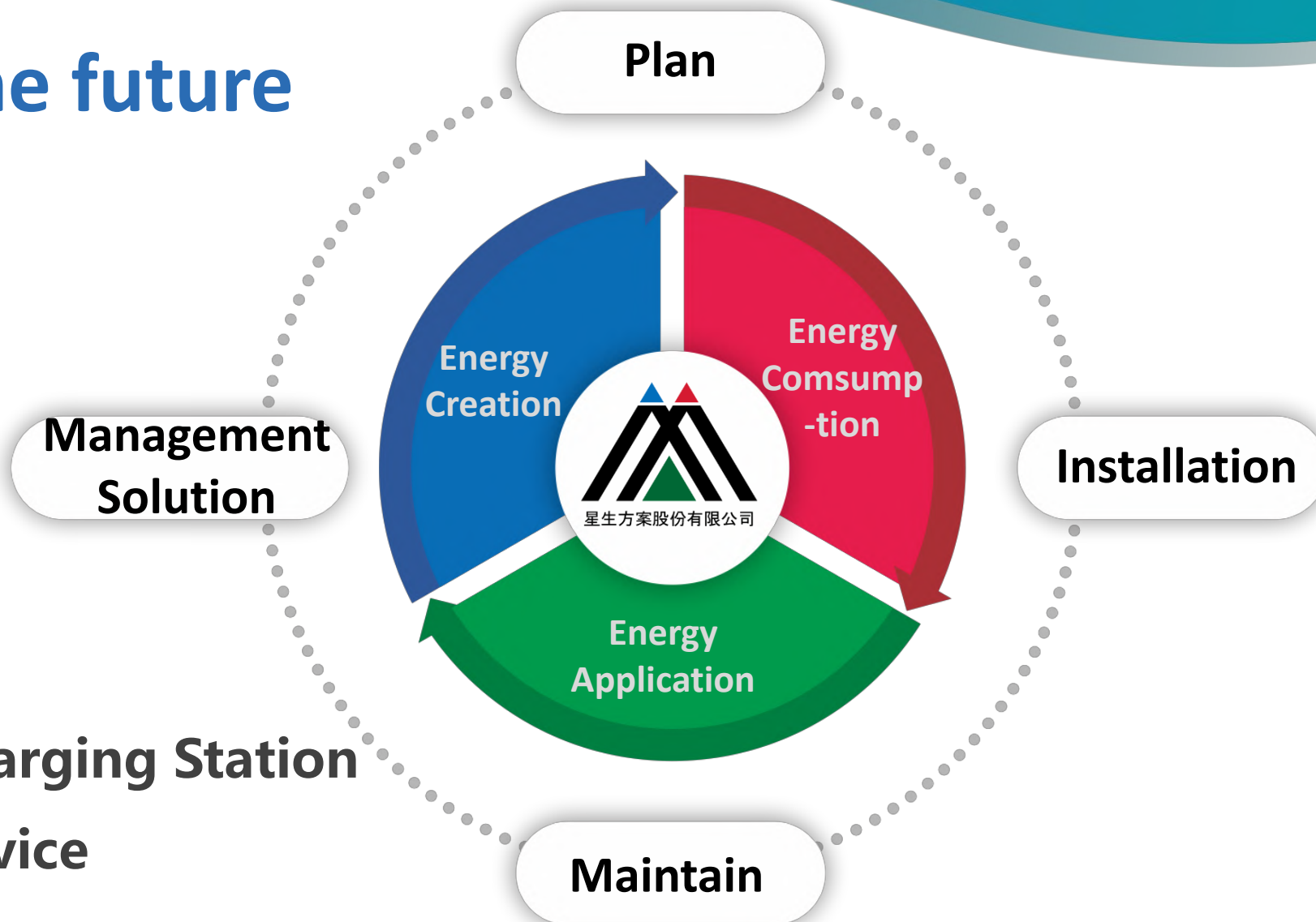




ESG - We are the future



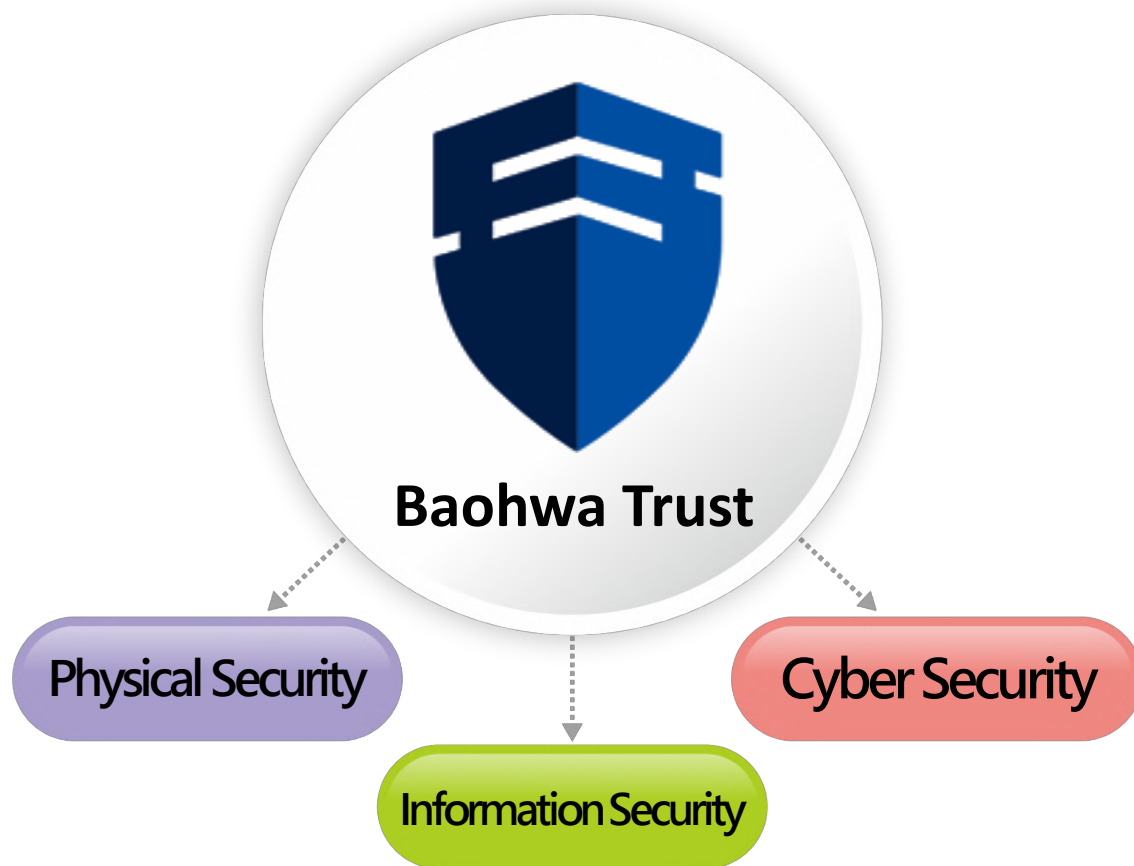
- EMS/ESCO
- Solar Panel Roof
- Electric Vehicle Charging Station
- Energy Saving Service





Information Security

Build the safe and reliable AIoT life.



Target Customer

Smart City, Community, Home

Digitally Transforming
Government and Enterprise

Small and Medium Enterprise

IoT Device Supplier



中保科技集團
TAIWAN SECOM GROUP



中保科技集團

WE ARE THE FUTURE



中保科技集團
TAIWAN SECOM GROUP

